


Moving on to Middle School



Transitional Planning Guide for 5th Grade Students Class of 2033



Guidance and Counseling Department
Curriculum and Instruction Division/
Academic Unit
Clark County School District

Transitioning to
Middle School

Class Schedule
/Grades

What Students
want to know

Parent Information

Other Helpful
Information

CCSD Middle School
Websites

Table of Contents

Transitioning to Middle School

- 1 - Welcome
- 2 - Building Your Future Now
- 3 - Adults You Meet in Middle School

Class Schedule/Grades

- 1 - Schedule/Passing Period
- 2 - Required Sixth Grade courses
- 3 - Elective Courses
- 4 - Grade Reporting
- 5 - Promotion Regulation

What Students want to Know

- 1 - Student Expectations
- 2 - Locker Information
- 2 - Lunch in the Cafeteria
- 3 -Extra Curricular Activities

Parent Information

- 1 - What Parents Need to Know
- 2 - Homework Tips
- 3 - The Role of the School Counselor

Other Helpful Information

- 1 - Suggestions for a Successful First Week of School
- 2 - Organization Tips

CCSD Middle School Websites

Welcome & Introduction

Dear Student,

The door to middle school has finally opened! You are entering a challenging and exciting new world, one in which your education will play an even more important part in determining your success in life. The decisions you make in the next three years will either open or close doors for you in the future. To give yourself every advantage to succeed, it is necessary that you have as much information as possible so that you can make wise choices as you begin your journey into middle school.

This planning guide will help you prepare for the educational decisions you will be making. You will discover the requirements you must fulfill in middle school and the options you have for meeting those requirements. Preparing for high school and the future begins today. As you read through this guide, you will discover that opportunities can take many different paths. The future offers unlimited potential for students who prepare to meet the challenges of tomorrow through careful academic planning and a commitment to learning.

Use this guide with your parents/guardians to make plans for your middle school program of study. You can click through each page or click on the colored tabs to go to specific sections. The folded corners at the bottom of pages indicate that the section has a previous and/or next page.

Keep your sights set on the future while making the most of possibilities open to you in middle school.

Your School Counselor



Building Your Future - Now!

Get ready for a new and exciting educational experience!



Middle school is great time of your life. You will experience more freedom and opportunities, but more importantly the responsibility of building your future begins now. Your elementary teachers have prepared you for this moment. It is now your turn to take charge and begin shaping your future.

Goal Setting

In order to achieve what you want, you have to know what you want. That is why it is important to set goals. Each quarter you may determine what you need to do to reach your goals. With hard work and a positive attitude, you may even surprise yourself and go beyond your expectations.

Friendships

Middle school is a time in your life where you will meet a lot of new people. You may be used to seeing the same group of people since kindergarten, but things are about to change! You will have the opportunity to meet many new and different individuals. The strong friendship bonds you have already established will still exist, and you will be able to start making new friendships, too. It is exciting to have a fresh start and meet new people! Who knows, the new person who sits next to you might just become a lifelong friend.

Adults You Meet in Middle School

The **Principal and Assistant Principal(s)** answer questions about school policy, rules, and curriculum. They can address your concerns and answer questions about school.

School Counselors are generally assigned to each grade level in middle school. They can assist you with items such as choosing courses, helping you to be successful in class, and dealing with social-emotional concerns.


Teachers are the adults you are in contact with the most and they are available to help you learn the course work. Each teacher will provide information that will help you to succeed. Make it a point to know your teacher's expectations concerning behavior and classwork.

The **Registrar** enrolls students into school and helps to maintain student records.

The **Attendance Clerk** maintains records of students' attendance and absences from school.

Campus Monitors can help if you are lost or need help with your locker. They are usually present during passing time, between classes, before and after school, and during lunches.

The **Nurse and SHA** (School Health Assistant) are the individuals that you see when you feel ill at school. They are the people your parents should contact regarding any health concerns or medications you may need during school.



Course Schedule

Schedule

Depending on the middle school you attend, you may have a traditional or a block schedule. In a traditional schedule, a student attends six classes every day. In block schedule, a student attends longer class periods that meet fewer times each week.



Schedule Changes

To ensure students receive enough instruction to earn credit, schedule changes are not permitted after the first 18 school days of each semester.

Three-year course plans

Each sixth grade student must have an approved three-year academic plan. The academic plan must set forth the specific education goals the student intends to achieve before promotion to high school. The sixth-grade student and his/her parent or legal guardian are required to work in consultation with a school counselor to develop an academic plan.

Accelerated Courses

In middle school, accelerated course work is available to students who demonstrate above average proficiency in core course work. Each middle school may offer a different set of accelerated courses to benefit their students. Each school has a set of policies for selecting students for accelerated courses. Contact the middle school directly for more information.



High School Credit Taken in Middle School

Certain coursework taken in middle school (grades 6-8) may be counted as credit required to graduate from high school. Careful consideration should be given before enrolling in a high school credit-bearing course during middle school as these courses will impact the high school transcript and the high school Grade Point Average, both of which are used for diploma requirements and college admissions..

Required Sixth Grade Courses

Core enrollment expectations for sixth grade students are listed below. Middle schools may vary the curriculum in an effort to provide additional opportunities for students to succeed within the school.

English Language Arts

- **Reading 6** : Literature and informational texts will be read and analyzed.
- **English 6** : In this class you will document your ideas and claims through a variety of speaking and writing tasks.



Mathematics

Here you will apply what you already know and extend it to topics of expressions and equations, the number system, statistics and probability, ratios and proportional relationships, and geometry.

Science

You will learn about energy, weather and climate, human impact, cells and organisms, and the body systems. Science and engineering practices are in place as you experience actual lab time.

Physical Education (PE)

The PE curriculum covers all major sports and individual lifetime sports.

Elective

Elective classes give you the opportunity to explore learning outside of your core classes of English, math, and science. Check with your middle school for the elective choices.

Elective Courses

Elective classes give you the opportunity to explore learning outside of your core classes of English, math, and science. Most schools offer the following electives:

Music - Beginning level courses are available for students who are just starting out. If you have experience playing an instrument, you may be able to audition for an Intermediate or Advanced group depending on your skill level. You can expect to perform in two or three concerts during the school year. A fee may be charged for method books, a uniform shirt, and cleaning supplies.

Art - If you are creative and enjoy drawing and painting, this could be the elective for you! In Beginning Art, you will develop basic knowledge and skills in visual art techniques through the introduction of a variety of media and subject matter. A fee may be charged for materials and supplies.

Explorations - In this class you will have the opportunity to study a variety of subjects. This may include learning a new language, studying ancient civilizations, or learning about the journalism field. This course can vary by school location so check to see which courses are offered at your school.



Grade Reporting

AUG-OCT	OCT-DEC	JAN-MAR	MAR-MAY
Quarter 1 (9 weeks)	Quarter 2 (9 weeks)	Quarter 3 (9 weeks)	Quarter 4 (9 weeks)
Q1 + Q2 = Semester 1 Grade		Q3 + Q4 = Semester 2 Grade	

Grade Point Average (GPA) - A student's GPA is calculated on a traditional four-point scale. A = 4 B = 3 C = 2 D = 1 F = 0

Earning Credit

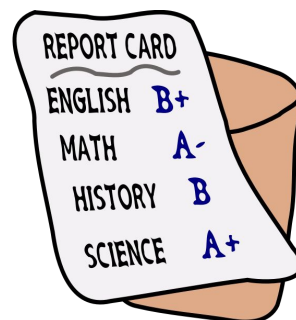
Students earn a unit of credit for successful completion of a course containing at least 120 hours of instruction or the equivalent.

Progress reports are available mid-quarter so students know their current grade in each class.

Report cards are given at the end of each quarter.

Transcript - documentation of a student's permanent academic record, which means all courses taken and all grades received.

Infinite Campus - Campus Portal mobile app provides a fast and convenient way for students to check grades, assignments, schedule, attendance and daily planner information on their iOS or Android device. The app is available to our parents and students at no cost and can be downloaded directly from the iTunes App Store, Google Play Store, or the Amazon App Store.



Promotion./Retention

Promotion/Retention

Throughout middle school, a well-balanced educational program including mathematics, English, reading, science, social studies, career and technical education, fine arts or exploratory classes, health, and physical education is emphasized. Students who successfully complete all middle school coursework are prepared for the rigors of high school and the End-of-Course Exams. The Nevada State Board of Education and the Clark County School District have adopted promotion standards and regulations to ensure students are academically prepared.

State of Nevada Regulation for Promotion to High School

Students must complete one and one-half units of credit in mathematics, one and one-half units of credit in English or reading, one unit of credit in science, and one unit of credit in social studies with a passing grade during seventh and eighth grade for promotion to high school. See Nevada Administrative Code (NAC) 389.445 for more information.

Clark County School District Policy and Regulation 5123 – sets the standard for promotion from sixth to seventh grade. Pupils currently enrolled in Grade 6 must complete one semester of mathematics, one semester of English or reading, and one semester of science with passing grades for promotion to Grade 7. Click [here](#) for a full description of the regulation.



Student Expectations

The Clark County School District is committed to providing all students and employees with a safe and respectful learning environment in which persons of different beliefs, characteristics, and backgrounds can realize their full academic and personal potential. You are expected to treat others with civility and respect. The District refuses to tolerate harassment and intimidation.

What do the teachers expect of me?

Behavior in the classroom has a direct impact on your academic success. Decide now to be a good citizen and an excellent student in your classes by doing the following:

1. Be present and on time.
2. Complete assigned work on time.
3. Be courteous and pay attention in class.
4. Make your assigned work your first responsibility.
5. Participate in class discussions when called upon to do so.
6. Follow the rules and expectations established for the class by your teacher.

What do students need to know about riding the bus to school?

Currently, bus transportation is provided to all students who live two miles or more from the school. Your parents will be notified if you are eligible to ride the bus. Riding the bus is considered a privilege and may be withdrawn for any misbehavior and/or for not following the instructions of the bus driver. Students riding the bus are under the immediate supervision of the bus driver and are thus subject to the rules set by the Clark County Board of School Trustees and the State of Nevada.

What is the dress code at middle schools?

The Clark County School District basic dress code serves to provide guidelines for student dress and appearance at all District schools. Click here for the full description - [CCSD Regulation 5131](#)

Locker Information

In your locker you will keep your books, lunch, and personal items. Always be sure that you keep any valuable items with you, and make sure that your locker is securely locked! Your locker is the property of the school district and is subject to inspection at any time. Lockers may not be available at some middle schools

When may students use their lockers?

At most schools you may use your locker before and after school, and during lunch. It is best to plan ahead: get everything you will need for morning classes before school, then everything you need for afternoon classes during lunch. At the end of the day, be sure to take everything you will need to complete homework each night.

Practice using a combination lock.

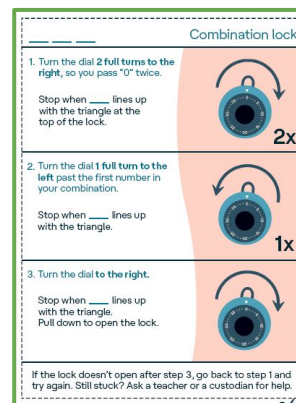
You will receive a combination to open your locker, so memorize it and don't share it with anyone.

Resources and Practice



Click to watch a short video on how to open a combination lock

*Video by Brent Bandhauer,
CCSD School Counselor,
Becker Middle School*



Click here for a "cheat sheet" on how to open combination locks.

Lunch in the Cafeteria

What do students need to know about eating lunch in the cafeteria?

Most middle schools have two or three lunch periods. The lunch time is usually based on a period of the student's schedule and will be assigned to you on the first day of school. Many students bring their lunch from home, especially during the first few weeks of school when the lunch lines tend to be long.

The Food Service website, ccsd.net/foodservice, provides pricing information, nutrition policy as well as the approved snack and beverage list. It also includes a link to myschoolbucks.com, where it is possible to make online payments to a student's meal account.

Is there a place to play outside during lunch time?

At most middle schools students are dismissed to the outdoor quad area for a short time after lunch.

Is there a place to buy snacks and school supplies?

Most middle schools have a student store that is managed and operated by the students and teachers. Items available for purchase from the student store include snacks and various school related items. The student store is usually open during lunch.



Extra Curricular: Clubs, Sports, and Activities

Get Involved!


There are a variety of teams, clubs, and organizations available at most middle schools, and all students are encouraged to participate. Students who are involved in extracurricular activities tend to enjoy school and be more motivated to do well in their academic classes. Joining a team or a club is also a great way to meet new friends and people with similar interests!

Information about clubs and activities can be obtained at your middle school during the announcements, flyers, and bulletin boards in the hallways. Most middle schools will have team and club information on the school website. Available clubs and sports teams may vary on a yearly basis depending on school staffing and available resources.

Examples of extracurricular activities at the middle school level include: drama, student council, chess, dance team, cheer, basketball, soccer, football, intramural teams, best buddies, volunteering, and many, many more!

What is Student Council (Leadership)?

Student Council or Leadership is a sounding board for the student body and can be a very important part of your school. They help plan school activities, may assist at Open House, community service projects, and participate in other activities to help improve the school.



Homework Tips

How can I help my child with homework?



Make sure your student has a quiet, well-lit place to do homework. Avoid trying to do homework with the television on or in places with other distractions.



Make sure the materials such as paper, pencils, and a dictionary, are available. Knowing in advance if special materials are needed for projects helps you and your student to prepare ahead.



Help your student with time management. Establish a set time each day for doing homework. Some classes will require your student to keep a daily log. Remind students not to put off what needs to be done each day.



Be positive about homework. Reinforce the importance of school to your student. The attitude you express about homework will be the attitude your child acquires. Be careful of too much parent involvement which can prevent homework from having positive effects. Homework is a great way for students to develop independent lifelong learning skills.



Provide guidance, not answers, when your student asks for help. Try not to provide answers as your child will not learn the material. The goal is to teach a strong work ethic.

Middle School Counselor


Middle School Counselors start working with students as 6th graders and follow students through 8th grade. This way school counselors can get to know your student well and advocate for them throughout their middle school career.

What does my child's School Counselor do?

School Counselors assist and advocate for students to ensure they have a positive and successful middle school experience. School counselors work with students individually, in small groups, and within the classroom setting to support and assist them in their academic, social-emotional, and career development. School counselors also are the liaison between students, parents, and administrators. Often times, the school counselor will facilitate the needs of the student to identify and minimize barriers that stand in the way of student success. Our school counselors are important sources of information for referrals and outside resources.

The school counselors offer support in areas including:

- Peer relationships
- Decision making skills
- Communication and conflict resolution
- Fostering self-awareness, acceptance, and diversity
- Teaching time management and organizational skills
- Crisis intervention for students and parents
- Academic Planning
- Individual and Group Counseling



Introduce yourself and your student to the school counselor.



Suggestions for a Successful First Week of School



Memorize your student ID number. The student ID number is the same number that you were assigned when you were registered into Clark County School District, and as a student, you will continue to use this number throughout high school. Your ID number is used to buy lunch and to check out books in the library. You will also use it to fill out your registration forms.



Make sure you know your telephone number & address. You will need to write your address and telephone number on information sheets for your teachers. It is important for all secondary students to have memorized this information in case of emergency.



School supplies. Schools may provide a packet of information that contains a list of school supplies required for sixth grade students. It is suggested that you bring basic supplies (paper, pencil) until each teacher provides a supply list for each particular course.



Practice your route to school if walking or riding a bike. We strongly recommend that students walk together in groups; never alone. Please remember the importance of following all safety rules.



Plan a drop-off and pick-up location if transporting by car. Make a plan with your parents to drop you off and pick you up at a specified location we recommend not directly in front of the school.



Pack a lunch each day for the first couple weeks of school. While you are adjusting to your new schedule, it is a good idea for you to pack a lunch. During the first few weeks, the lunch lines may be a little slower because new student cafeteria workers are still being trained.

Organization Tips

Use an Agenda/Calendar

Agendas and calendars are a must for middle schoolers. Not only does the exercise of writing things down help students remember tasks and activities, but having all to-dos in one place is helpful for kids who aren't used to managing their own time as well.

The top piece of advice from an actual sixth grader is to write down homework assignments in the planner as soon as it's assigned. If that homework isn't due the very next day, write the assignment both on the assigned date and the due date.

Time Management

Middle school is often a time when tests require more studying and papers demand outlines, rough drafts and properly cited sources than they used to. It may take weeks to churn out a polished paper, and many kids have a hard time planning for or implementing this process. Even a lot of adults are far too familiar with looming deadlines. Chipping away at large assignments and studying in advance for upcoming tests is a habit that will benefit kids forever and will minimize the late-night cram sessions.

A Place for Everything

Kids need to have access to a quiet place to study and to any materials they may need. Their backpack should be large enough to transport necessary books and binders home, as well as anything else that needs to go back and forth to school. The homework that was so diligently documented on the planner needs to make it home to be completed. And after it's done, it needs to find its way back to school and into the teacher's hands.



Video Resources:

Using an Agenda

Organizing a Binder

Using Pocket Dividers

Videos by Brent Bandhauer, CCSD School Counselor, Becker Middle School

Middle School Websites

Use the [Zoning Search tool](#) to find out what school your child is zoned for based on your home address. .

[Bailey, Dr. William \(Bob\) MS](#)

[Becker, Ernest MS](#)

[Bridger, Jim MS](#)

[Brinley, Harold MS](#)

[Brown, Mahlon JHS](#)

[Burkholder, Lyal MS](#)

[Cadwallader, Ralph MS](#)

[Canarelli, Lawrence & Heidi MS](#)

[Cannon, Helen JHS](#)

[Cashman, James MS](#)

[Cortney, Francis JHS](#)

[Cram, Brian and Teri MS](#)

[Escobedo, Edmundo "Eddie" Sr MS](#)

[Faiss, Wilbur & Theresa MS](#)

[Fertitta, Victoria MS](#)

[Findlay, Clifford O. \(Pete\) MS](#)

[Fremont, John C. Prof. Dev. MS](#)

[Garrett, Elton JHS](#)

[Garside Junior High](#)

[Gibson, Robert O. MS](#)

[Greenspun, Barbara & Hank JHS](#)

[Guinn, Kenny C. MS](#)

[Gunderson, Barry & June MS](#)

[Harney, Kathleen & Tim MS](#)

[Hughes, Charles Arthur MS](#)

[Hyde Park MS](#)

[Indian Springs MS](#)

[Johnson, Walter JHS](#)

[Johnston, Carroll MS](#)

[Keller, Duane MS](#)

[Knudson, K.O.](#)

[Laughlin JHS](#)

[Lawrence, Clifford JHS](#)

[Leavitt, Justice Myron E. MS](#)

[Lied Stem Academy](#)

[Lyon, Mack MS](#)

[Mack, Jerome MS](#)

[Mannion, Jack & Terry MS](#)

[Martin, Roy W. MS](#)

[Miller, Bob MS](#)

[Molasky, Irwin & Susan JHS](#)

[Monaco, Mario & Joanne MS](#)

[O'Callaghan, Mike MS](#)

[Orr, William MS](#)

[Prep. Inst. School For Acadd. MS](#)

[Robison, Dell H. MS](#)

[Rogich, Sig MS](#)

[Sandy Valley MS](#)

[Saville, Anthony MS](#)

[Sawyer, Grant MS](#)

[Schofield, Jack Lund MS](#)

[Sedway, Martin MS](#)

[Silvestri, Charles JHS](#)

[Smith, J.D. MS](#)

[Swainston, Theron MS](#)

[Tarkanian, Lois & Jerry MS](#)

[Von Tobel, Ed MS](#)

[Webb, Del E. MS](#)

[White, Thurman Academy of Perf. Arts](#)

[Woodbury, C.W. MS](#)